

IZA DP No. 7620

## **Mental Illness and Unhappiness**

Richard Layard  
Dan Chisholm  
Vikram Patel  
Shekhar Saxena

September 2013

# Mental Illness and Unhappiness

**Richard Layard**

*CEP, London School of Economics and IZA*

**Dan Chisholm**

*MSD, World Health Organization*

**Vikram Patel**

*CGMH, London School of Hygiene and Tropical Medicine,  
Sangath, India, and CMH, Public Health Foundation of India*

**Shekhar Saxena**

*MSD, World Health Organization*

Discussion Paper No. 7620

September 2013

IZA

P.O. Box 7240

53072 Bonn

Germany

Phone: +49-228-3894-0

Fax: +49-228-3894-180

E-mail: [iza@iza.org](mailto:iza@iza.org)

Any opinions expressed here are those of the author(s) and not those of IZA. Research published in this series may include views on policy, but the institute itself takes no institutional policy positions. The IZA research network is committed to the IZA Guiding Principles of Research Integrity.

The Institute for the Study of Labor (IZA) in Bonn is a local and virtual international research center and a place of communication between science, politics and business. IZA is an independent nonprofit organization supported by Deutsche Post Foundation. The center is associated with the University of Bonn and offers a stimulating research environment through its international network, workshops and conferences, data service, project support, research visits and doctoral program. IZA engages in (i) original and internationally competitive research in all fields of labor economics, (ii) development of policy concepts, and (iii) dissemination of research results and concepts to the interested public.

IZA Discussion Papers often represent preliminary work and are circulated to encourage discussion. Citation of such a paper should account for its provisional character. A revised version may be available directly from the author.

## ABSTRACT

### Mental Illness and Unhappiness<sup>\*</sup>

This paper is a contribution to the second *World Happiness Report*. It makes five main points.

1. Mental health is the biggest single predictor of life-satisfaction. This is so in the UK, Germany and Australia even if mental health is included with a six-year lag. It explains more of the variance of life-satisfaction in the population of a country than physical health does, and much more than unemployment and income do. Income explains 1% of the variance of life-satisfaction or less.
2. Much the most common forms of mental illness are depression and anxiety disorders. Rigorously defined, these affect about 10% of all the world's population – and prevalence is similar in rich and poor countries.
3. Depression and anxiety are more common during working age than in later life. They account for a high proportion of disability and impose major economic costs and financial losses to governments worldwide.
4. Yet even in rich countries, under a third of people with diagnosable mental illness are in treatment.
5. Cost-effective treatments exist, with recovery rates of 50% or more. In rich countries treatment is likely to have no net cost to the Exchequer due to savings on welfare benefits and lost taxes. But even in poor countries a reasonable level of coverage could be obtained at a cost of under \$2 per head of population per year.

JEL Classification: I10, I14, I18

Keywords: mental illness, welfare benefits, healthcare costs, life-satisfaction

Corresponding author:

Richard Layard  
Centre for Economic Performance  
London School of Economics and Political Science  
Houghton St  
London WC2A 2AE  
United Kingdom  
E-mail: [R.Layard@lse.ac.uk](mailto:R.Layard@lse.ac.uk)

---

<sup>\*</sup> Richard Layard is extremely grateful to the U.S. National Institute of Aging (R01AG040640) for financial support and to Sarah Flèche and Harriet Ogborn for support in preparing this paper. Vikram Patel is supported by a Senior Fellowship from the Wellcome Trust, as well as grants from NIMH and DFID. Dr. Chisholm and Dr. Saxena are employees of the World Health Organization (WHO). The authors alone are responsible for the views expressed in this publication and they do not necessarily represent the decisions, policy, or views of the WHO.

Mental illness is one of the main causes of unhappiness. This is not a tautology. For, as the first *World Happiness Report* showed,<sup>1</sup> people can be unhappy for many reasons – from poverty to unemployment to family breakdown to physical illness. But in any particular society, chronic mental illness is a highly influential cause of misery.

By far the most common forms of mental illness are depression and anxiety disorders, so we particularly concentrate on these in this paper. We develop the following key points:

1. Mental illness is a highly influential – and in the countries we have assessed, the single biggest – determinant of misery (see Table 1).
2. Prevalence varies between countries, but these conditions affect about 10% of the world's population at any one time.
3. Worldwide, depression and anxiety disorders account for up to a fifth of all disability. This involves massive costs in lost output as well as increased physical illness.
4. Even in rich countries, less than a third of people who suffer from mental illness are in receipt of treatment and care; in lower-resource settings, the situation is considerably worse. This is serious discrimination; it is also unsound economics.
5. Cost-effective treatments exist. For depression and anxiety disorders, evidence-based treatments can have low or zero net cost. They can and should be made far more universally available.
6. Schools and workplaces need to be much more mental health-conscious, and directed to the improvement of happiness, if we are to prevent mental illness and promote mental health.

## **1. Mental illness as a key determinant of unhappiness**

Mental health or psychological wellbeing makes up an integral part of an individual's capacity to lead a fulfilling life, including the ability to study, work or pursue leisure interests, and to make day-to-day personal or household decisions about educational, employment, housing or other choices. The importance of good mental health to individual functioning and wellbeing can be amply demonstrated by reference to values that sit at the very heart of the human condition:

- *Pleasure, happiness and life-satisfaction*: There is a long-standing and widely accepted proposition that happiness represents the ultimate goal in life and the truest measure of

---

<sup>1</sup> Helliwell et al. (2012), Chapter 3.

wellbeing. It is hard if not impossible to flourish and feel fulfilled in life when individuals are beset by health problems such as depression and anxiety.

- *Family relations, friendship and social interaction:* Individuals' self-identity and capacity to flourish are deeply influenced by their social surroundings, including the opportunity to form relationships and engage with those around them (family members, friends, colleagues). Difficulties in communication as well as loneliness and social isolation are well-documented concomitant consequences of mental illness.
- *Independent thought and action:* The capacity of individuals to manage their thoughts, feelings and behaviour, as well as their interactions with others, is a pivotal element of the human condition. Health states or conditions that rob individuals of independent thought and action – such as acute psychosis or profound intellectual disability – are regarded as among the most severely disabling. In the most recent Global Burden of Disease study, for example, acute schizophrenia has the highest disability weight out of 220 health state valuations made (0.76, where 0 equals no disability and 1 equals complete disability).<sup>2</sup>

It is in the interest of individuals, communities and countries to nurture and uphold these core human attributes.

## Misery

We can see the crucial role of mental health by asking: what are the most important determinants of misery? It is now possible to address this question because in many countries representative samples of the population are now asked how satisfied they are with their lives. In the following analysis we define misery as being in the bottom quarter of the population in terms of life-satisfaction. We then attempt to explain which members of the population over 25 are in misery (on that definition) and which are not.

As the table shows, mental health problems represent the most important explanatory variable. They are more important than physical illness, which in turn is more important than income or unemployment.<sup>3</sup> These priorities differ markedly from those followed by most politicians, largely because stigma inhibits the public expression of the demand for better treatment for mental illness.

So how can we improve the mental health of the adult population? There are two main strategies. One is to provide better healthcare and social support for adults who are mentally

---

<sup>2</sup> Salomon et al. (2012).

<sup>3</sup> The full analysis by Sarah Flèche is available in an online Annex at [http://cep.lse.ac.uk/textonly/\\_new/staff/layard/pdf/Note-MH-Life-Sat-Fleche-June13.pdf](http://cep.lse.ac.uk/textonly/_new/staff/layard/pdf/Note-MH-Life-Sat-Fleche-June13.pdf). In that analysis we also show the effect of lagged values for mental illness. When this is lagged one year, it is again more important than current physical illness. When mental health is lagged 6 years, the effects of lagged mental illness and current physical illness are similar in size. The annex also shows fixed effects results, with similar conclusions.

**Table 1: How mental health affects misery<sup>4</sup>**  
(Standardized  $\beta$ -statistics)

	Britain	Germany	Australia
Mental health problems	0.46*	0.26*	0.28*
Physical health problems	0.08*	0.16*	0.08*
Log Income per head	-0.05*	-0.12*	-0.04*
Unemployed	0.02*	0.04*	0.05*
Age	-0.10*	-0.07*	-0.13*
Married	-0.11*	-0.06*	-0.10*
Female	-0.04*	-0.04*	-0.04*
Time, region dummies	✓	✓	✓
N	71,769	76,409	73,812

\*  $p < 0.01$

ill. But a second is to intervene earlier, since half of adults who are mentally ill experienced the onset of their mental health problems by the age of 15.<sup>5</sup>

To see the importance of early mental health intervention, we can look at a cohort of people born in one particular year and see what features of their childhood development best predict their life-satisfaction as adults. Here we focus on the British cohort born in 1970, for whom we have detailed measurements of their development as children at ages 5, 10 and 16 along three dimensions: emotional, behavioural, and intellectual. We also have a wealth of information about their family background – economic, social and psychological.

Holding constant these family background variables, Figure 1 shows the contribution of the child's development to her resulting life-satisfaction as an adult.<sup>6</sup> It is the emotional development of the child that turns out to be much the most important factor. Next comes the child's behaviour – another dimension of the child's mental health, and after that the child's intellectual development. If you are interested in wellbeing, intellectual development needs to be balanced by much more interest in emotional and social development. Similarly when we turn to the effect of family background, the most powerful factor (in this and other studies) is the mother's emotional health.<sup>7</sup>

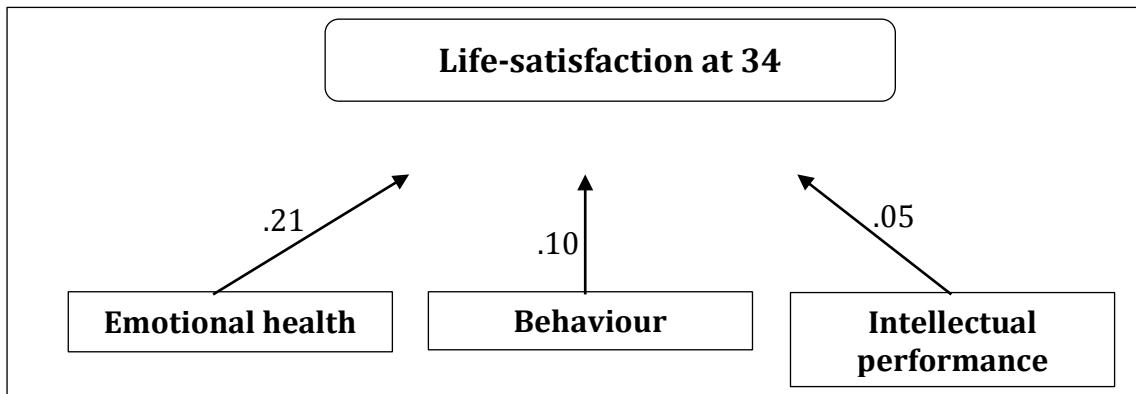
<sup>4</sup> Britain: British Household Panel Survey (1997-2008). Germany: SOEP (2002-9). Australia: HILDA (2007-2010) Dates relate to observations, but lagged data are from earlier years where this is necessary. Regressions by Sarah Flèche.

<sup>5</sup> Kim-Cohen et al. (2003). Kessler et al. (2005).

<sup>6</sup> Layard et al. (2013). See also Frijters et al. (2011).

<sup>7</sup> See, for example, Johnston et al. (2011).

**Figure 1: What are the main childhood influences on adult life-satisfaction? (Britain)<sup>8</sup>**  
(Partial correlation coefficients)



All these facts underline the key importance of mental health services at every age, but particularly in the formative stages of life when the key attributes of emotional health are at their most crucial stage of development. It is vital to have good child (as well as adult) mental health services – both to improve the quality of life of children and to stop mental illness that would otherwise continue into adult life. So how common are mental health problems?

## 2. The prevalence of mental illness worldwide

Mental disorders are a common occurrence in all regions and cultures of the world. For many years, a persistently held belief was that these disorders were the preserve of rich countries; epidemiological studies over the last generation have manifestly shown this not to be the case. In fact, by dint of population size, the large majority of persons with a mental disorder reside in low- and middle-income countries of the world. The prevalence of these conditions is dominated by the so-called “common mental disorders” of depression and anxiety, and they are indeed highly prevalent – between them they occur at any one time in nearly one in 10 persons on the planet (676 million cases; see Table 2 for some overall global estimates).<sup>9</sup> In childhood and adolescence, behavioural disorders constitute the most common problems, accounting for a further 85 million cases.

Prevalence rates differ between countries but not greatly between groups of countries (when grouped by income level). For example, the World Health Survey found the following point estimates for depression among adults:<sup>10</sup> high-income countries 7.1%, upper middle-income 7.6%, lower middle-income 6.4% and low-income 6.0%. Such estimates of course

<sup>8</sup> Layard et al. (2013).

<sup>9</sup> Vos et al. (2012).

<sup>10</sup> Rai et al. (2013).

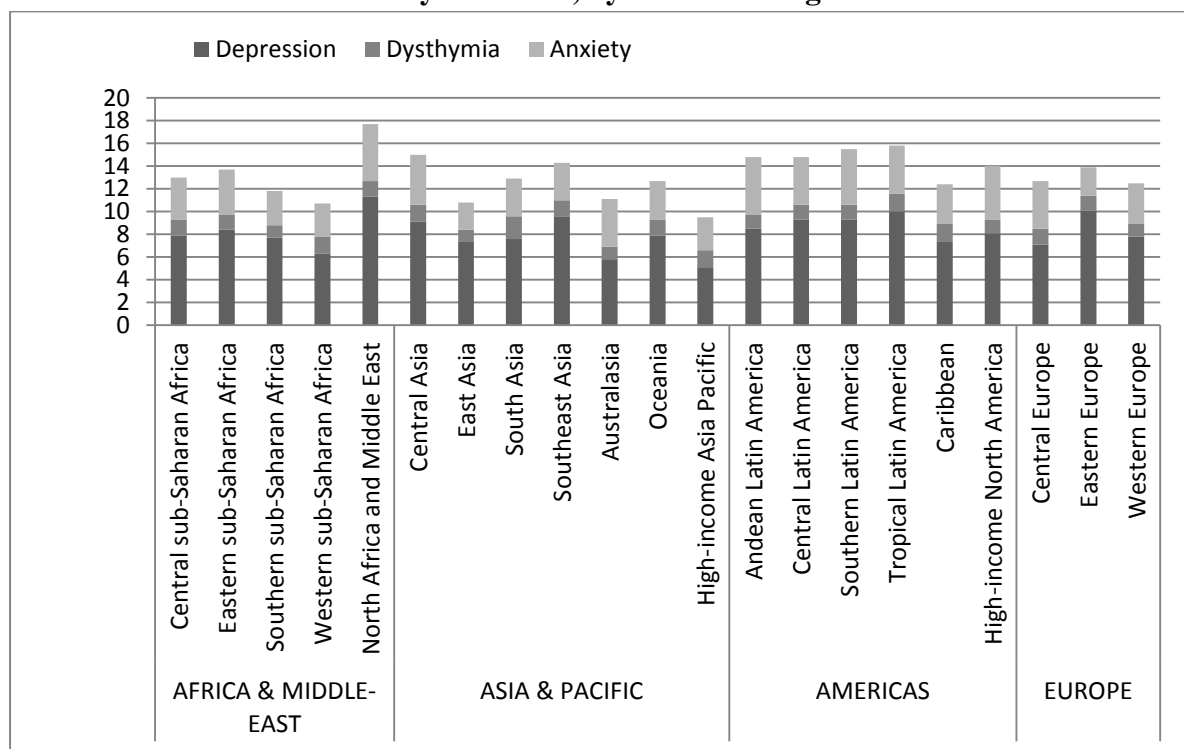
mask variations with respect to age and sex. The prevalence of depression among women, for example, is substantially higher than among men.<sup>11</sup>

By weighting the time that individuals spend in these different health states by their estimated level of disability, one can get a better sense of the relative contribution that these disorders make to the overall burden of disease in a population. Figure 2 shows that, across different regions of the world, depression and anxiety disorders alone account for 10-18% of *all* years lived with disability in those populations. The disability burden is highest in adolescence and young adulthood (20% among 15-19 year olds), falling steadily to 10% by the age of 60-64 years (see Figure 3).

**Table 2: Global estimates of the prevalence of common mental disorders<sup>12</sup>**

	Percent of the world's population	Total number of cases in the world
<b>Depression (incl dysthymia)</b>	6.8	404 million
<b>Anxiety disorders</b>	4.0	272 million
<b>Childhood behavioural disorders (ADHD, conduct disorder)</b>	1.2	85 million

**Figure 2: Percent of total years lived with disability (YLD) due to depression and anxiety disorders, by world sub-region<sup>13</sup>**



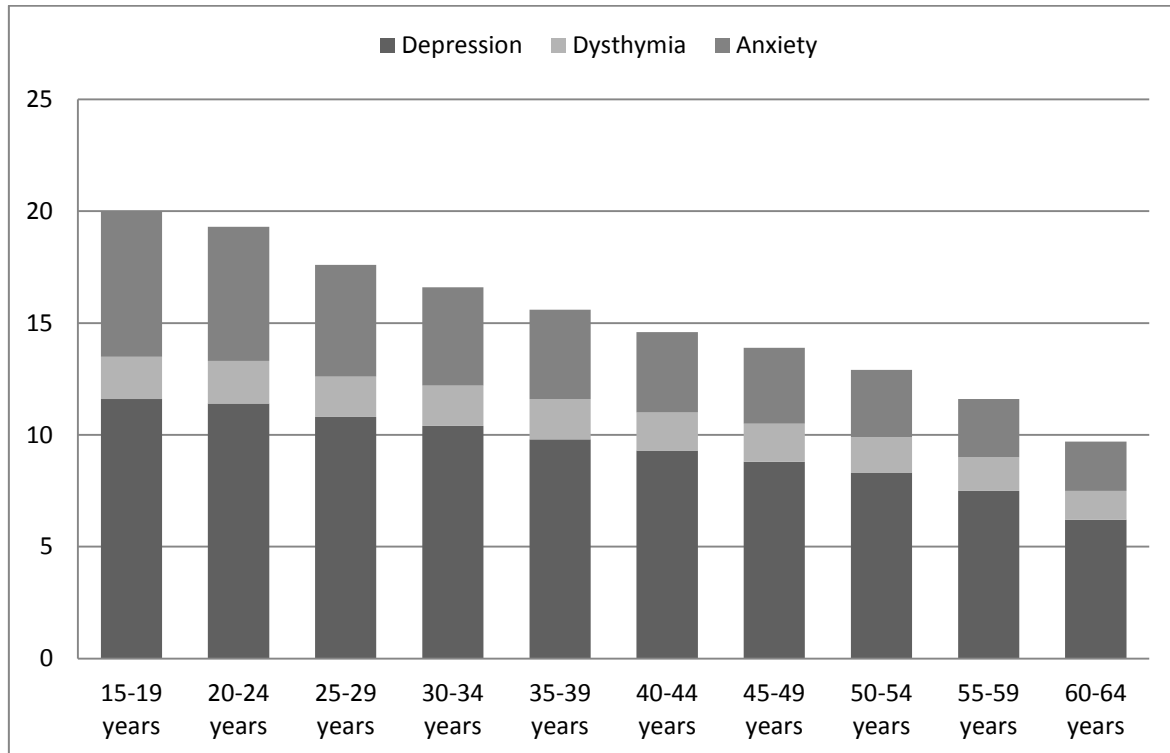
<sup>11</sup> 5.9% compared to 3.8%, according to a recent systematic review, see Ferrari et al. (2013).

<sup>12</sup> Source: Vos et al. (2012).

<sup>13</sup> Source: GBD 2010 summary dataset [http://ghdx.healthmetricsandevaluation.org/sites/ghdx/files/record-attached-files/IHME\\_GBD\\_2010\\_COD\\_1990\\_2010.CSV](http://ghdx.healthmetricsandevaluation.org/sites/ghdx/files/record-attached-files/IHME_GBD_2010_COD_1990_2010.CSV)



**Figure 3: Percent of total years lived with disability (YLD) due to depression and anxiety disorders, by age group<sup>14</sup>**



Research is only now beginning on what factors explain the observed variation in mental illness among countries. It is sufficient here to record that there is some relation at the country level between the scale of mental illness and the level of national happiness.<sup>15</sup>

### 3. The under-treatment of mental illness

A key contributing factor to the burden of mental disorders is the lack of appropriate care and treatment for those in need. This difference between identified need and actual service provision has been referred to as the “treatment gap.” Making use of community-based psychiatric epidemiology studies that included data on the percentage of individuals receiving care, the median treatment gap for schizophrenia has been estimated at 32%, but for all other conditions – including bipolar disorder, depression, dysthymia, anxiety disorders and alcohol dependence – it well exceeded 50%.<sup>16</sup>

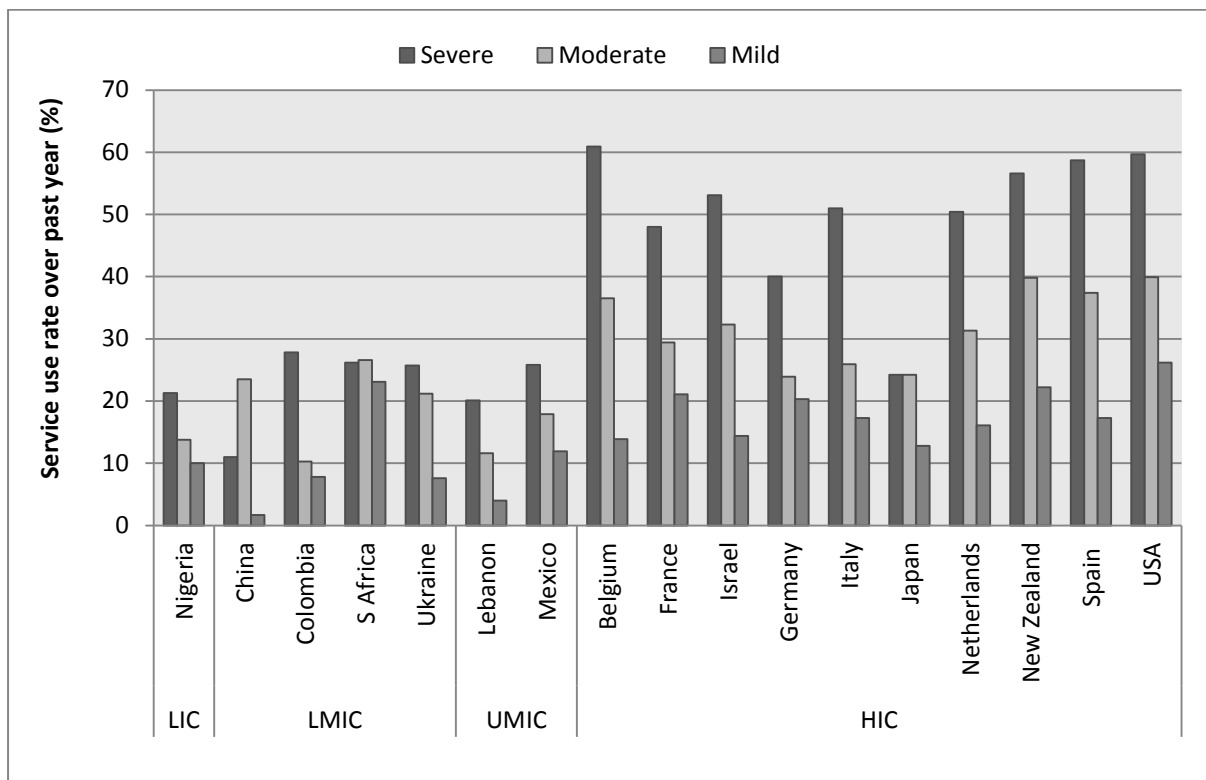
<sup>14</sup> Source: GBD 2010 summary dataset.

<sup>15</sup> For the 66 countries with available data (Ayuso-Mateos et al. (2010), Data Supplement 1), there is a -.09 correlation between the prevalence of depressive episodes and the ladder life evaluation used in Chapter 2. Correlations are somewhat higher with two measures of negative affect yesterday: sadness (+.21) and worry (+.15). The highest correlations with measures of positive affect yesterday are with enjoyment (-.16), and laughter (-.12). It should be said that due to small sample numbers none of these correlations is significant at the 5% level.

<sup>16</sup> Kohn et al. (2004).

Again, global estimates mask important variations between different geographical or income settings, as well as different conditions and severity levels. Figure 4 reinforces this point by revealing just how very low service uptake rates are for mental and substance use disorders in most low- and middle-income countries, even when the degree of disability or health loss is severe: only 10-30% of severe cases were in contact with services over the previous year in low- and middle-income countries, compared to (a still inadequate) 25-60% in high-income countries.<sup>17</sup>

**Figure 4: Rate of service use for anxiety, mood and substance use disorders<sup>18</sup>**



<sup>17</sup> Wang et al. (2007).

<sup>18</sup> Source: Wang et al. (2007).

## 4. The cost of mental illness

The low rate of treatment of mental compared with physical illness is a case of extreme discrimination. It also makes no sense because:

- untreated mental illness exerts huge costs on society, and
- good treatments exist, which are not expensive.

We look first at the social costs of mental illness.

### Loss of output and employment

The most obvious of these are the loss of output that results when people cannot work. In OECD countries employment would be 4% higher if people who are mentally ill worked as much as the rest of the population.<sup>19</sup> And, even if they are in work, people who are mentally ill are more likely to go off sick. If they were no more absent than other workers, hours worked would rise by 1%. On top of this, people experiencing mental health problems perform below par when they are at work. This “presenteeism” reduces output by at least another 1%. Thus if we add all these factors together OECD output is reduced by up to 6% by mental illness. Estimates are not available for other countries.

From a public policy point of view, however, governments may be less worried about the cost to the economy than about the cost to the public finances. These can be very substantial. In high-income countries, those who cannot work get disability benefits, and they also pay much less in tax than they otherwise would. In most high-income countries, mental illness accounts for at least a third of those on disability benefits – and more if psychosomatic conditions are included. Finance ministries in high-income countries are typically losing at least 1.5% of Gross Domestic Product (GDP) in disability benefits and lost taxes due to mental illness.

### Physical healthcare

Mental illness also has a huge effect on physical health, and thus on the need for physical healthcare. Broadly speaking, compared with other people of the same age, people who are mentally ill are 50% more likely to die.<sup>20</sup> For people who have been admitted to the hospital for mental health reasons, the difference in life expectancy is some 15-20 years.<sup>21</sup>

---

<sup>19</sup> OECD (2012), p.41.

<sup>20</sup> Mykletun et al. (2009), Satin et al. (2009), Nicholson et al. (2006), Roest et al. (2010).

<sup>21</sup> Wahlbeck et al. (2011).

Moreover, if people with depression or anxiety disorders have a given physical condition, they are likely to receive 50% more healthcare than other patients who have similar physical conditions.<sup>22</sup> In advanced countries these extra healthcare costs may amount to at least 1% of GDP.

## Mental healthcare

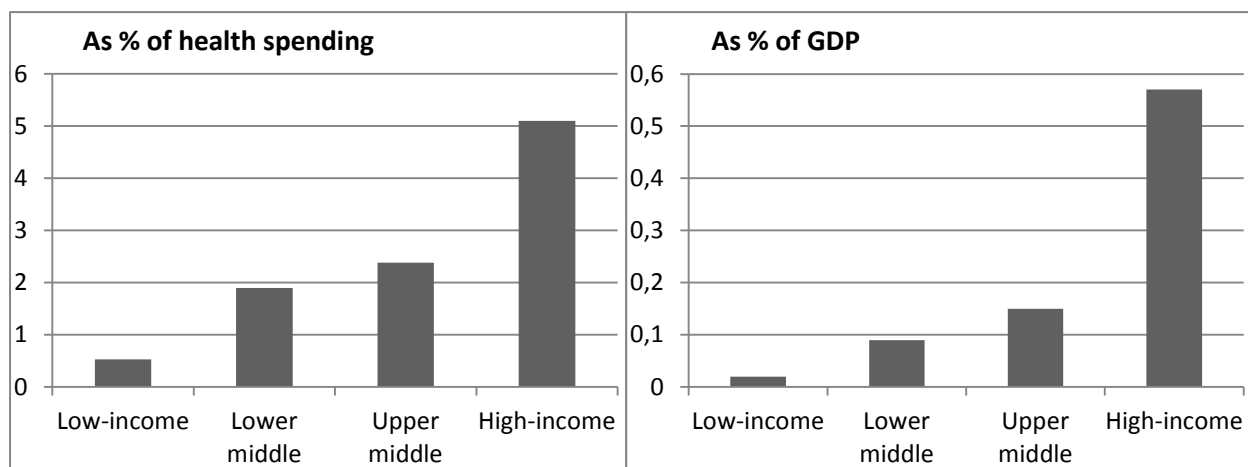
So there are significant costs of mental illness, in terms of lost production and extra physical healthcare. If we also add in the cost of child mental illness, we have further major costs to include in terms of crime, social care and educational underachievement.

The main objective of mental healthcare is to raise the quality of life of patients and their families. But the case is stronger still when we take into account the costs to society and to the government.

So finally, how much do countries spend on mental healthcare? No government spends more than 15% of its health budget on mental healthcare,<sup>23</sup> and even there (England and Wales) this amounts to only 1% of GDP. Other countries spend much less – see Figure 5. The underspend is particularly large in low-income countries.

When we consider the huge impact of mental health on life-satisfaction, these figures are disproportionately low when compared with other items of government expenditure. But that judgment depends of course on the fact that cost-effective treatments exist that could be made much more widely available.

**Figure 5: Mental health spending in different types of countries<sup>24</sup>**



<sup>22</sup> Naylor et al. (2012).

<sup>23</sup> WHO (2008), p.118.

<sup>24</sup> WHO (2011).

## 5. Evidence-based treatments

Until the 1950s there was little that could be done for people with mental health problems other than to provide kind, compassionate care. But from the 1950s onwards new drugs were discovered that can help with depression and anxiety disorders, bipolar disorder and psychotic disorders. Then from the 1970s onwards new forms of evidence-based psychological therapy were developed, especially cognitive behavioural therapy (CBT), which have been subjected to the same rigorous testing as drugs. Let us begin with treatments for the most common mental health problems: depression and anxiety disorders.

### Adult mental health

For major depression, drugs lead to recovery within four months in over 50% of cases. But rates of relapse remain high unless drugs continue to be taken. Psychological therapy such as CBT for up to 16 sessions produces similar recovery rates, but these are followed by much lower relapse rates than with drugs, unless the drugs continue to be taken. For anxiety disorders, recovery rates with drugs and CBT are also over 50%, but those who recover through CBT have low subsequent rates of relapse.

Both drugs and therapy are relatively inexpensive compared with treatments for most physical illnesses. For example, a typical course of 10 sessions of CBT may cost \$1,500 in a high-income country. Against this cost we have to set the humanitarian benefits of better mental health plus the economic benefits discussed earlier. Even if we consider only the public sector's savings on disability benefits and lost taxes, these are likely to be at least as large as the gross cost – reducing the net cost of wider access to psychological therapy to zero.

This important and surprising situation is possible because the costs of treatment are not large (in Britain £750) and the economic costs of disability are very high (in Britain some £750 per month if someone is disabled rather than working). To illustrate, if 100 people are treated, and in consequence four of them work for two years who would otherwise have remained disabled, this would be enough to reduce the net cost of the treatment to zero. Thus even quite small effects can reduce the net cost to zero.<sup>25</sup>

It was this argument that helped to persuade the British government to roll out from 2008 onwards an ambitious programme for Improving Access to Psychological Therapies (IAPT). This programme now treats half a million people a year and is still expanding. Recovery rates are close to levels obtained in clinical trials, and the employment record of those treated confirms the assumptions made in the previous paragraph.<sup>26</sup> Similar programmes are being considered in other countries. For example, population-based research

---

<sup>25</sup> Layard et al. (2007).

<sup>26</sup> Clark (2011).

on the costs and effects of depression treatment in primary healthcare in Chile has led to its inclusion and prioritisation within the country's national health programme.<sup>27</sup>

In poorer countries there will be much smaller flowbacks to the public finances, since disability benefits are much lower or non-existent. But the economic case remains strong. Two separate studies in India estimate the cost of episodic treatment of depression with antidepressants in primary care to be 150-300 rupees per month, equivalent to about \$20-40 for a six-month treatment episode,<sup>28</sup> while an analysis for the South-East Asia region as a whole put the six-month cost of treatment at \$30-60. Treatment produces a health improvement of at least 20 “disability-free days” or 0.06 disability-adjusted life-years (DALYs), resulting in a cost per healthy life-year gained in the range of \$500-1,000. That is the same as saying that \$1,000,000 will buy 1,000-2,000 years of healthy life. One only has to place a very modest monetary value on a healthy year of life – such as the average annual income per person – to make the return on investment highly favorable.

This of course does not consider the returns to productivity, the value of which also greatly surpasses the cost of treatment. Specifically, the cost of providing 10 sessions of CBT equates to about half the average monthly wage in high-income countries, so were this (very conservatively) to apply to a low-income country with, say, an average monthly wage of \$200, then treating 100 patients will cost \$10,000 but yield an expected 100 months or \$20,000 of additional output if just four of them return to work for two years. The economic cost-benefit test is passed with flying colors.

So there is a strong case for increased provision of both medication and psychological interventions in poorer countries. In richer countries medication is already widely available and the main need is for increased provision of psychological therapy: the majority of sufferers there want psychological therapy, and systematic reviews recommend at least one form of psychological therapy for every common mental health condition.<sup>29</sup> At the same time as increasing the GDP, such an intervention will increase the health of the population.

What about the resources actually needed to implement an integrated package of cost-effective care and prevention? One financial analysis was carried out for 12 selected low- and middle-income countries to estimate the expenditures needed to scale up over a 10-year period the delivery of a specified mental healthcare package, comprising pharmacological and/or psychosocial treatment for schizophrenia, bipolar disorder, depression and hazardous alcohol use. The analysis estimated that in order to meet the specified target coverage levels (80% of cases for psychosis and bipolar disorder, 25-33% of cases with depression and risky drinking), annual spending for this package would need to be up to \$2 per capita in low-income countries (compared to \$0.10-0.20 now), and \$3-4 in middle-income countries.<sup>30</sup> So

---

<sup>27</sup> Araya et al. (2012).

<sup>28</sup> Chisholm et al. (2000); Patel et al. (2003). See also Buttorff et al. (2012).

<sup>29</sup> e.g. The Cochrane Collaboration or Britain's National Institute for Health and Care Excellence (NICE).

<sup>30</sup> Chisholm et al. (2007).

for a middle-income country of 50 million people, total annual spending on the package would amount to \$150-200 million.

The Ethiopian Ministry of Health recently used an updated version of this costing tool to help them plan their national mental health strategy. It showed that modestly increasing coverage of basic psychosocial and pharmacological treatment of psychosis, bipolar disorder, depression and epilepsy will require \$25 million over the next four years, equivalent to just \$0.07-0.08 per capita per year.<sup>31</sup>

### **Child mental health problems**

Half of all mental illness manifests itself by the age of 15. Child mental illness can be divided between “internalising” disorders (anxiety and depression) and “externalising” disorders (conduct disorder and Attention-Deficit Hyperactivity Disorder (ADHD)). Anxiety disorders can be effectively treated by psychological therapy with 50-60% recovery rates. Depression can also be treated by CBT, interpersonal therapy or (in carefully selected cases) medication, with good success rates. Conduct disorder if mild to moderate can be treated by parent training such as the Webster-Stratton method, while a child with ADHD will recover in at least 70% of cases if treated with the psychostimulant drug Methylphenidate.<sup>32</sup> A recently completed trial undertaken in Jamaica demonstrated that a low-cost, school-based intervention substantially reduced child conduct problems and increased child social skills at home and at school.<sup>33</sup>

All these treatments are relatively cheap, and generate major savings to the public finances through reduced crime and social failure and improved economic performance. There is a strong humanitarian presumption in favour of early treatment, and also a strong economic case.<sup>34</sup>

When it comes to severely disturbed children, those with severe conduct disorder (say 1% of a typical child population) have the capacity to impose enormous costs on a society. In Britain they are estimated to cost society some £150,000 more in present value terms than other children. Suitable treatments include Multi-Systemic Therapy which can cost between £6,000 and £15,000 per child. Clearly this would pay for itself even if the success rate was only one in 10.

---

<sup>31</sup> Federal Democratic Republic of Ethiopia (2012).

<sup>32</sup> Roth and Fonagy (2005).

<sup>33</sup> Baker-Henningham et al. (2012).

<sup>34</sup> For various attempts at simulation, see Knapp et al. (2011), Table 11 et seq.

## 6. Evidence-based strategies for prevention

But we should also do all that we possibly can to prevent the emergence of mental illness in the first place. So what are the main risk factors causing mental illness, and the main protective factors against it? Table 3 provides an illustrative set of factors.

**Table 3: Risk factors and protective factors for mental health**<sup>35</sup>

<i>Level of determinant</i>	<i>Risk factors</i>	<i>Protective factors</i>
<b>Individual attributes</b>	Low self-esteem	↔ Self-esteem, confidence
	Emotional immaturity	↔ Ability to manage stress & adversity
	Difficulties in communicating	↔ Communication skills
	Medical illness, substance abuse	↔ Physical health, fitness
<b>Social circumstances</b>	Loneliness, bereavement	↔ Social support of family & friends
	Neglect, family conflict	↔ Good parenting/family interaction
	Exposure to violence/abuse	↔ Physical security and safety
	Low income and poverty	↔ Economic security
	Difficulties or failure at school	↔ Scholastic achievement
	Work stress, unemployment	↔ Satisfaction and success at work
<b>Environmental factors</b>	Poor access to basic services	↔ Equality of access to basic services
	Injustice and discrimination	↔ Social justice, tolerance, integration
	Exposure to war or disaster	↔ Physical security & safety

So mental wellbeing can be put at risk by a wide range of factors that span not only the life-course but also different spheres of life: cognition and behaviour at the individual level; living and working conditions at the social level; and, opportunities and rights at the environmental level. Protection and promotion of mental health need to be built in at every level. Building the evidence base for mental health promotion and the prevention of mental disorders is particularly important, given current gaps and weaknesses in knowledge.

At its core, mental health or psychological wellbeing rests on the capacity of individuals to manage their thoughts, feelings and behaviour, as well as their interactions with others. It is essential that these core attributes of self-control, resilience and confidence be allowed to develop and solidify in the formative stages of life, so that individuals are equipped to deal with the complex choices and potential adversities they will face as they grow older. Promoting a healthy start in life is therefore vital, and there is ample evidence to indicate that early intervention programmes have an important protective or preventive effect.

<sup>35</sup> Sources: WHO (2004); WHO (2012). See also Cruwys et al. (2013).



Early child development holds considerable promise for protecting and promoting health.<sup>36</sup> The most successful programmes addressing risk and protective factors early in life are targeted at child populations at risk, especially from families with low income and education levels, including: home-based interventions in pregnancy and infancy; efforts to reduce tobacco and alcohol use during pregnancy; and parent management training and pre-school programmes.<sup>37</sup> Recent reviews of evidence from low- and middle-income countries likewise found significant positive effects for interventions delivered by community members on children's development and the psychosocial functioning of both mothers and children.<sup>38</sup> For example, research from Jamaica has shown how adding psychosocial stimulation to a nutrition intervention can help reduce the development of long-term disabilities in undernourished infants and other young children.<sup>39</sup>

Mental health promotion and protection strategies may be targeted at specific groups or be more universal in nature. Evidence-based interventions for supporting families and community-level interventions include: home-based interventions, for socioeconomically disadvantaged families (as above); school-based interventions supporting social and emotional learning; work-based interventions for adults looking for employment or struggling to cope at work; and community-based interventions aimed at enhanced social participation of older adults or providing psychosocial support for persons affected by conflict or disaster.<sup>40</sup>

## 7. Concluding remarks

So we need a completely different attitude to mental health worldwide. This should affect the availability of treatment, as well as major steps to prevent mental illness and to promote mental health. We offer a few thoughts.<sup>41</sup>

### Treatment

It is reasonable to expect that treatment is as available for mental illness as it is for physical illness. This is a basic matter of equity and human rights. It is enshrined in law in many countries including the USA, the UK and South Africa, but is currently some distance from being achieved. The effects of treatment are now highly predictable and relatively

---

<sup>36</sup> See references in Lake (2011).

<sup>37</sup> WHO (2004).

<sup>38</sup> Kieling et al. (2011).

<sup>39</sup> Walker et al. (2005).

<sup>40</sup> WHO (2004), McDaid and Park (2011).

<sup>41</sup> For more specific recommendations, see the Comprehensive Mental Health Action Plan agreed by WHO Member States at the World Health Assembly in May 2013.

inexpensive. More treatment of mental illness is therefore probably the single most reliably cost-effective action available for reducing misery.

Treatments are now well-developed and their impact on recovery is well known. This is however a relatively new situation and it is time now for the world to provide these treatments more widely. To provide even basic mental health services for all in need, countries will need to spend a larger proportion of their GDP on mental healthcare.

In advanced countries the largest neglected groups are those with depression and anxiety disorders and children with behavioural disorders. They urgently need a better deal. In poorer countries, even those with the most severe conditions are mostly not in treatment. Remedying that is the first priority in these countries.

It is vital that primary healthcare providers (e.g. general practice doctors, nurses and community health workers) are much better trained in recognising and treating mental illness. The World Health Organization has developed clear and feasible guidelines for this.<sup>42</sup> At the same time a new cadre of psychological therapists may need to be developed, whose services are available on the same basis as other medical services. In poorer countries there is also a major role for key counsellors and community health workers.

## **Prevention and promotion**

We also need a more mental health-conscious society. Every school teacher needs to be aware of mental health problems and be able to identify them in the children they teach. Similarly all managers should be aware of these problems and know what action to take when employees go off sick or are experiencing mental health problems. Governments also need to plan for mental health consequences of macroeconomic and social changes.

The social environment also has to change. Excessively macho environments generate stress which can easily turn into mental illness.<sup>43</sup> Both schools and employees should treat the mental wellbeing of those in their care as a major priority.

## **Stigma and discrimination**

Those who suffer from mental illness are doubly unfortunate. They have the condition in the first place, but in addition they are frequently discriminated against<sup>44</sup> and written off as hopeless cases. But, with the help of modern science, everyone can now be helped. It is time for every society to become much more open about mental illness, just as with other illnesses.

---

<sup>42</sup> WHO mhGAP (2010).

<sup>43</sup> CSDH (2008).

<sup>44</sup> Thornicroft (2006).

This will also open the doors for people with mental illness playing a role in contributing to policy service development for mental health.

The adoption of the Comprehensive Mental Health Action Plan by the World Health Assembly clearly marks the political commitment of countries to mental health. A systematic implementation of the Action Plan has the potential to decrease the burden of mental illness as well as to decrease unhappiness in the world.<sup>45</sup>

## **Conclusion**

Mental illness is a huge problem in every society and a major cause of misery in the world. The economic cost is also huge. But cost-effective treatments exist. Unfortunately however, most people who need treatment never get it. This can be reversed, and to do it will require countries to spend a higher proportion of their health budgets on mental health and to use these resources more efficiently. It ties in closely with the global happiness agenda in two ways. Better treatment for mental health would improve happiness directly; and improving happiness in other ways would reduce the frequency of mental illness.

If we want a happier world, we need a completely new deal on mental health.

---

<sup>45</sup> WHO (2013); Saxena et al. (2013).

## References

- Araya, R., Alvarado, R., Sepulveda, R. and Rojas, G. (2012), "Lessons from scaling up a depression treatment program in primary care in Chile", *Revista Panamericana de Salud Pública* 32(3): 234-240. Pan American Journal of Public Health / Revista Panamericana de Salud Pública
- Ayuso-Mateos, J.L., Nuevo, R., Verdes, E., Naidoo, N. and Chatterji, S. (2010), "From depressive symptoms to depressive disorders: the relevance of thresholds", *British Journal of Psychiatry*, 196: 365-371.
- Baker-Henningham, H., Scott, S., Jones, K. and Walker, S. (2012), "Reducing child conduct problems and promoting social skills in a middle-income country: cluster randomised controlled trial", *British Journal of Psychiatry*, 201: 101-108.
- Buttorff, C., Hock, R.S., Weiss, H.A., Naik, S., Araya, R., Kirkwood, B.R., . . . Patel, V. (2012), "Economic evaluation of a task-shifting intervention for common mental disorders in India", *Bulletin of the World Health Organization*, 90: 813-821.
- Chisholm, D., Lund, C. and Saxena, S. (2007), "Cost of scaling up mental healthcare in low- and middle-income countries", *British Journal of Psychiatry*, 191: 528-535.
- Chisholm, D., Sekar, K., Kishore Kumar, K., Saeed, K., James, S., Mubbashar, M. and Srinivasa Murthy, R. (2000), "Integration of mental health care into primary care. Demonstration cost-outcome study in India and Pakistan", *British Journal of Psychiatry*, 176: 581-588.
- Clark, D.M. (2011), "Implementing NICE guidelines for the psychological treatment of depression and anxiety disorders: The IAPT experience", *International Review of Psychiatry*, 23: 318-327.
- Commission on Social Determinants of Health (CSDH) (2008), *Closing the gap in a generation: Health equity through action on the social determinants of health (Final report)*, Geneva: World Health Organization.
- Cruwys, T., Haslam, S.A., Dingle, G.A., Haslam, C. and Jetten, J. (2013), "Depression and social identity: An integrative review", *Manuscript submitted for publication*.
- Federal Democratic Republic of Ethiopia (2012), *National Mental Health Strategy, 2012/13 - 2015/16*, Addis Ababa: Ministry of Health, Federal Democratic Republic of Ethiopia.
- Ferrari, A.J., Somerville, A.J., Baxter, A.J., Norman, R., Patten, S.B., Vos, T. and Whiteford, H.A. (2013), "Global variation in the prevalence and incidence of major depressive disorder: a systematic review of the epidemiological literature", *Psychological Medicine*, 43: 471-481.
- Frijters, P., Johnston, D.W. and Shields, M.A. (2011), "Destined for (Un)Happiness: Does Childhood Predict Adult Life Satisfaction?", *IZA Discussion Paper Series No 5819*.
- Helliwell, J.F., Layard, R. and Sachs, J., (eds.) (2012), *World Happiness Report: The Earth Institute, Columbia University, CIFAR, and CEP*.
- Johnston, D.W., Schurer, S. and Shields, M.A. (2011), "Evidence on the long shadow of poor mental health across three generations", *IZA Discussion Paper Series No. 6014*.
- Kessler, R.C., Berglund, P., Demler, O., Jin, R., Merikangas, K.R. and Walters, E.E. (2005), "Lifetime prevalence and age-of-onset distributions of *DSM-IV* disorders in the National Comorbidity Survey Replication", *Archives of General Psychiatry*, 62: 593-602.
- Kieling, C., Baker-Henningham, H., Belfer, M., Conti, G., Ertem, I., Omigbodun, O., . . . Rahman, A. (2011), "Child and adolescent mental health worldwide: evidence for action", *Lancet*, 378: 1515-1525.

- Kim-Cohen, J., Caspi, A., Moffitt, T.E., Harrington, H., Milne, B.J. and Poulton, R. (2003), "Prior Juvenile Diagnoses in Adults with Mental Disorder: Developmental Follow-Back of a Prospective-Longitudinal Cohort", *Archives of General Psychiatry*, 60: 709-717.
- Knapp, M., McDaid, D. and Parsonage, M., (eds.) (2011), *Mental health promotion and mental illness prevention: The economic case*. London: Department of Health.
- Kohn, R., Saxena, S., Levav, I. and Saraceno, B. (2004), "The treatment gap in mental health care", *Bulletin of the World Health Organization*, 82(11): 858-866.
- Lake, A. (2011), "Early childhood development—global action is overdue", *Lancet*, 378 (9799): 1277-1278.
- Layard, R., Clark, A.E., Cornaglia, F., Powdthavee, N. and Vernoit, J. (2013), "What predicts a successful life? A life-course model of well-being", *LSE CEP mimeo*.
- Layard, R., Clark, D., Knapp, M. and Mayraz, G. (2007), "Cost-benefit analysis of psychological therapy", *National Institute Economic Review*, 202: 90-98.
- McDaid, D. and Park, A.-L. (2011), "Investing in mental health and well-being: findings from the DataPrev project", *Health Promotion International*, 26(S1): i108-139.
- Mykletun, A., Bjerkeset, O., Overland, S., Prince, M., Dewey, M. and Stewart, R. (2009), "Levels of anxiety and depression as predictors of mortality: the HUNT study", *British Journal of Psychiatry*, 195: 118-125.
- Naylor, C., Parsonage, M., McDaid, D., Knapp, M., Fossey, M. and Galea, A. (2012), *Long-term conditions and mental health: The cost of co-morbidities*, London: The King's Fund and Centre for Mental Health.
- Nicholson, A., Kuper, H. and Hemingway, H. (2006), "Depression as an aetiologic and prognostic factor in coronary heart disease: a meta-analysis of 6362 events among 146,538 participants in 54 observational studies", *European Heart Journal*, 27: 2763-2774.
- OECD (2012), *Sick on the Job? Myths and Realities about Mental Health and Work, Mental Health and Work*, Paris: OECD Publishing.
- Patel, V., Chisholm, D., Rabe-Hesketh, S., Dias-Saxena, F., Andrew, G. and Mann, A. (2003), "Efficacy and cost-effectiveness of drug and psychological treatments for common mental disorders in general health care in Goa, India: a randomised controlled trial", *Lancet*, 361: 33-39.
- Rai, D., Zitko, P., Jones, K., Lynch, J. and Araya, R. (2013), "Country- and individual-level socioeconomic determinants of depression: multilevel cross-national comparison", *British Journal of Psychiatry*, 202: 195-203.
- Roest, A.M., Martens, E.J., Denollet, J. and De Jonge, P. (2010), "Prognostic association of anxiety post myocardial infarction with mortality and new cardiac events: A meta-analysis", *Psychosomatic Medicine*, 72: 563-569.
- Roth, A. and Fonagy, P., (eds.) (2005), *What Works for Whom? Second edition*. New York: Guilford Press.
- Salomon, J.A., Vos, T., Hogan, D.R., Gagnon, M., Naghavi, M., Mokdad, A., . . . Murray, C.J.L. (2012), "Common values in assessing health outcomes from disease and injury: disability weights measurement study for the Global Burden of Disease Study 2010 ", *Lancet*, 380: 2129-2143.
- Satin, J.R., Linden, W. and Phillips, M.J. (2009), "Depression as a predictor of disease progression and mortality in cancer patients: A meta-analysis", *Cancer*, 115: 5349-5361.
- Saxena, S., Funk, M. and Chisholm, D. (2013), "World Health Assembly adopts Comprehensive Mental Health Action Plan 2013-2020", *Lancet*, 381(9882): 1970-1971.

- Thornicroft, G. (2006), *Shunned: Discrimination against People with Mental Illness*, Oxford: Oxford University Press.
- Vos, T., Flaxman, A.D., Naghavi, M., ... and Murray, C.J.L. (2012), "Years lived with disability (YLDs) for 1160 sequelae of 289 diseases and injuries 1990-2010: a systematic analysis for the Global Burden of Disease Study 2010", *Lancet*, 380: 2163-2196.
- Wahlbeck, K., Westman, J., Nordentoft, M., Gissler, M. and Laursen, T.M. (2011), "Outcomes of Nordic mental health systems: life expectancy of patients with mental disorders", *British Journal of Psychiatry*, 199: 453-458.
- Walker, S.P., Chang, S.M., Powell, C.A. and Grantham-McGregor, S.M. (2005), "Effects of early childhood psychosocial stimulation and nutritional supplementation on cognition and education in growth-stunted Jamaican children: prospective cohort study", *Lancet*, 366(9499): 1804-1807.
- Wang, P.S., Aguilar-Gaxiola, S., Alonso, J., Angermeyer, M.C., Borges, G., Bromet, E.J., . . . Wells, J.E. (2007), "Use of mental health services for anxiety, mood, and substance disorders in 17 countries in the WHO world mental health surveys", *Lancet*, 370(9590): 841-850.
- World Health Organization (WHO) (2004), *Prevention of mental disorders: Effective interventions and policy options*, Geneva: World Health Organization.
- World Health Organization (WHO) (2008), *Policies and practices for mental health in Europe: Meeting the challenges*, Geneva: World Health Organization.
- World Health Organization (WHO) (2010), *mhGAP Intervention Guide - for mental, neurological and substance use disorders in non-specialized health settings*, Mental Health Gap Action Programme, Geneva: World Health Organization.
- World Health Organization (WHO) (2011), *Mental Health ATLAS 2011*, Geneva: World Health Organization.
- World Health Organization (WHO) (2012), *Risks to mental health: an overview of vulnerabilities and risk factors. WHO Discussion Paper*, Geneva: World Health Organization.
- World Health Organization (WHO) (2013), *Comprehensive mental health action plan 2013–2020*, Geneva: World Health Organization.